

JustGiving™ Helpsheet

Thank you for choosing to help us change the lives of sick and disabled children across the UK.

Setting up a JustGiving page is nice and easy and takes just a matter of minutes. There are no more paper forms, or chasing people for cash or cheques.

Visit www.justgiving.com/caudwell to get started!

Here's how to get fundraising in 6 easy steps!

Start fundraising


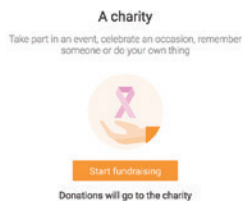
Click on 'Start Fundraising' to get started

1

2

If you already have an account, log in with your email address. If not, enter your email address and click 'Continue'. Enter your personal details and create a password for your account, then hit 'Sign Up'.

Alternatively use the 'Log in with Facebook' option.



Select I'm raising money for a charity, hit the orange 'Start fundraising' and follow the on screen instructions.

3

4

Search for 'Caudwell Children' as the cause you want to support. 'Select' the charity.

Search for the cause you want to support

Caudwell Children Search

5

Choose 'Organised event' and scroll to find the event you wish to take part in, or simply add your own if the event is not already listed.



6

Create your JustGiving web address, supporters will use this to access your JustGiving page.

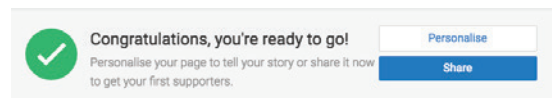
www.justgiving.com/
ccexample
This web address is available

Now you are ready to start personalising your JustGiving page. Here you can give your page a title add any other team members and tell everyone your story. Set yourself a fundraising target and fill in any other information you can. If you don't have time to do all this now, you can come back and amend you page at any time.

7

Share your JustGiving page wherever you can! Facebook, Twitter, via email or even on your own website!

8



Facebook

Twitter

Email

01782 433 750

challenges@caudwellchildren.com

caudwellchildren.com

caudwellchildren

@caudwellkids

caudwell
children

Changing Children's Lives